



Minnesota WoodTurners Association

A LOCAL CHAPTER OF THE AMERICAN ASSOCIATION OF WOODTURNERS

AAW | AMERICAN ASSOCIATION
OF WOODTURNERS

Volume 2022 August



Mark Palma
GETTING MORE OUT OF BASIC TOOLS
p. 8



In This Issue

Minnesota Woodturners Association

BOARD MEMBERS

Officers

PRESIDENT

Lee Luebke

VICE PRESIDENT AND AAW REPRESENTATIVE & DEMONSTRATIONS

Linda Ferber

TREASURER

Mark Debe

RECORDING SECRETARY

Rosanne Gold

Directors

Dan Ernst

Dick Hicks

Neil Robinette

Reid Zimmerman **501c3 Coordinator**

MEMBERSHIP DIRECTOR

Ken Crea

TECHNICAL SUPPORT

Janese Evans

Dick Hicks

Dan Larson

Lee Luebke

VICE PRESIDENT AND LIBRARY

Janese Evans

OTHER STAFF SUPPORT

Bob Meyer, Janese Evans - Group Purchasing

Dan Larson - Class Coordinator

Mike Hunter – Professional Demonstrations

Paul Laes – Sales at Meetings

Mike Rohrer - Newsletter

Beads of Courage	p. 4
MWA Demo and August Meeting	
Mark Palma	p. 8
Instant Gallery	p. 17
What's On My Lathe?	p. 19
Spike's Keg of Nails	p. 22
Ask A Turner	p. 23
Member Challenge	p. 24
Field Day at the Farm	p. 30
Area Group Meetings	p. 32
Bulletin Board	p. 41
New Members	p. 50
Lathe Contact	p. 51
Member Help Line	p. 53
Editor's Notes	p. 56





EXTRA EXTRA EXTRA-READ ALL ABOUT IT!

END OF YEAR SPECIAL DEMONSTRATIONS & CHALLENGES

GLOBE ORNAMENT EXTRAVAGANZA

Mike Hunter, Jeff Luedloff and Linda Ferber are doing demos for the last 3 months of the year. The demos will be organized so that members can create a Globe Ornament for Christmas.

October Meeting

Mike Hunter will bring ornaments from Johnny Tolly, Dick Sing, Bob Rosand and Rebecca DeGroot to the meeting.

Mike's demo at the meeting will be to turn all four of these ornament globe styles during the meeting.

At this meeting, about 6 - 8 of the Rosand style globes will have been turned ahead of time, embellished by Linda and then will be auctioned or sold at the club meeting with the proceeds going to the club.

During October, members should turn one or more Ornament Globes. Bring them to the November meeting or submit pictures for the November Challenge. This will be considered a Participation Challenge. Winners by drawing only.

The globes and finials done by the demonstrators, as well as other pieces, will be available for a silent auction at these meetings with the proceeds benefiting the club.

November meeting

- Jeff will be given the globes Mike turned at the October meeting and for his demo will turn the finials and icicles as he sees best for the respective globes.

If the ornament globe sales were successful at the October meeting, more Rosand style globes may be available

During November, members should turn finials and add them to their Ornament Globes. Bring them to the December meeting or submit pictures for the December Participation Challenge.

December meeting

- Bring your newly finished turning(s) to the meeting for show and tell. Finished turnings can be globes purchased at the club meetings and icicles turned by the members or complete ornaments with globe, icicle and finial turned by the member. Linda will demo embellishments and then members can embellish their turnings at the meeting. Linda will have supplies. There will be a small fee to Linda for supplies.

All members bringing Globes to the December meeting or sending pictures of newly turned globes to the newsletter editor by a certain date will be entered into a drawing for a **\$125.00 gift certificate** donated by Mike Hunter for Hunter Tools. One entry per person



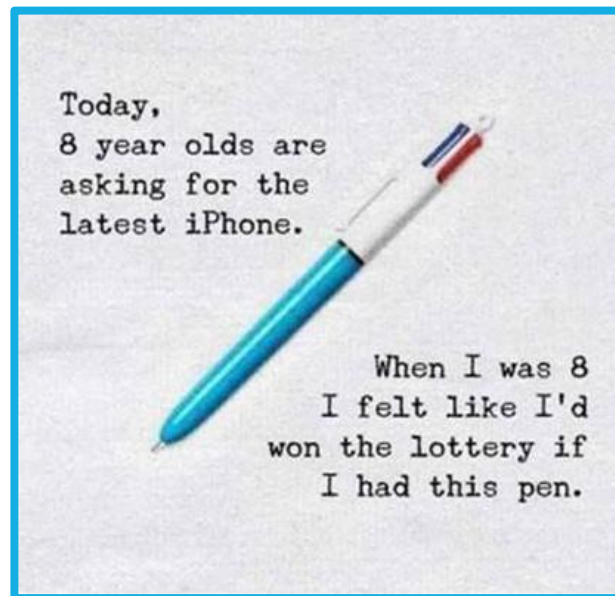
We dropped off 12 BoC boxes and 12 BoC Bead Bags with Charmaine May. Char is the Child Life Specialist for the new North Memorial Hospital NICU unit. The boxes and bags are on the next page.



			
Alder, cherry, purpleheart colored epoxy segmented ring #192 – Don Schlaiss IMG_8723	Pine, bowl from a board & paint-Mike Rohrer IMG_8573	Alder, cherry, purpleheart colored epoxy segmented ring #161 – Don Schlaiss IMG_8722	Philippine mahogany & maple – Jim Jacobs IMG_0729
			
Reclaimed wood from a piano, purpleheart, maple, cherry – Denny Dahlberg IMG_0732	Reclaimed wood from a piano, purpleheart, maple, cherry – Denny Dahlberg IMG_0733	Walnut, maple, cherry, birch segmented stave – Jay Schulz, Jim Jacobs IMG_8693	Walnut, maple, birch, oak, cherry, segmented ring box _Greg Just IMG_0736
			
BoC Beads Bags, – Lorraine Helferich (L & C), Helen Larson (R) IMG_0741	BoC Beads Bags, – RKS(L), Carol Olson (C), Cec Rohrer (R) IMG_0742	BoC Beads Bags – Lorraine Helferich (L), Denise Jacobs (C), RKS (R) IMG_0743	BoC Beads Bags, – Cec Rohrer (L & R), Lorraine Helferich (C) IMG_0744
			
Walnut & mahogany segmented ring box - Doyle Carrol, IMG_8491	Walnut, cherry, maple, segmented ring box – Steve Legvold IMG_0737	Maple & sycamore veneer segmented stave box, Kraig Brue, IMG_8713	Maple, walnut oak, segmented ring box – Anonymous IMG_0739



Segmented Beads of Courage boxes by Jim Robertson. The one on the right is walnut maple and cherry. It is 4" diameter and 4.5" tall. Jim did not know what wood he used for the one on the left although the top ring is clearly cherry. The rest of it is a mystery. It is 3.5" in diameter and 4" tall. I have had a few suggestions of what wood was used for the one on the left (brown oak, tanoak, pecan, teak). Does anyone else want to guess what wood it is?



Thanks to Fred Schmoll



MWA August Demo

Mark Palma

GETTING MORE OUT OF BASIC TOOLS

Mark's demo was a hybrid. It was a live demo at the first totally open MWA meeting since March 2020 and was shown on Zoom, available to MWA members on their devices.

This section of the newsletter will be a brief synopsis of Mark's demo taken from the Zoom as well as pictures of the first meeting at Houck Machine in almost 2 ½ years.



Bob Puetz, Jeff Luedloff and Ken Crea



Mike Hunter and Dan Ernst before the demo



Janese Evans and member having a discussion before the demo



MWA August Demo (cont'd)

Mark Palma – **GETTING MORE OUT OF BASIC TOOLS**



Mark & members
before the demo



John Enstrom




Dick Hicks checking
the screens



Front room activity



Mark Debe & Janese



Jeff Luedloff with a new
addition, a donation box, due
to increased expenses,
primarily rent



Mark prepping





Steve Clark



Bob Grant



Linda Ferber



John Enstrom



Lee Tourtelotte





Jay Schulz & Dan Ernst



John Enstrom



Yes, there were donuts!




Jay Schulz, director of the
Beads of Courage program

MWA August Demo (cont'd)

Mark Palma – **GETTING MORE OUT OF BASIC TOOLS**



Mark begins demo




First tool is the spindle roughing gouge



MWA August Demo (cont'd)

Mark Palma – **GETTING MORE OUT OF BASIC TOOLS**



Beads with the parting tool




Starting a bowl




Dan Larson talks to new member, John Thompson, who joined the club in 2021, but due to Covid, this is John's very first meeting at Houck Machine





Bowl gouge



Parting tool




Scraper

MWA August Demo (cont'd)

Mark Palma – **GETTING MORE OUT OF BASIC TOOLS**

Thank you so much, Mark. It is so clear that our advanced turning can never be excellent if we aren't as good as we can possibly be with our basic tools.

Mark's demo is available on the MWA's website under the blogs



On the Home Page,
click on Blog

Pagoda Box with
Jason Breach

McNaughton Coring
System with Phil
Holtan

Natural Edge Bowl with
Carl Jacobson

Getting More Out of
Basic Tools with Mark
Palma

Go to 2022 Blogs and scroll
to the bottom and click



Click on the link to the
YouTube video of the demo





MWA August Demo (cont'd)

Monthly MWA Meetings

**FOR NOW, WE WILL CONTINUE DOING ZOOM DEMO PRESENTATIONS AS WELL
AS IN-PERSON MEETINGS**

**MOST MEETINGS ARE SCHEDULED FOR THE FIRST SATURDAY OF THE MONTH
AND WILL START AT 9:00 am. Because of Labor Day Weekend, September's
meeting will be Saturday, September 10**

September's Demo will be "Turn It Square"

Steve McLoon

Saturday, September 10, 9:00 am

An email will be sent to all members with the log-on code for the Zoom



Instant Gallery

George Martin



Birds on a Log



The noses come from golf tees





Two astrophotographers took 200,000 photographs to enable them to get this color photograph of the moon



What's On My Lathe?

We have a new feature in our newsletter in which we're asking members to snap a picture of a work in progress (the key is "in progress") and send it to the editor so we can see pieces being actively created, rather than just seeing completed and "finished" work.



While completing this 4" h x 3" dia. lidded box I was getting some vibration causing ripples on the inside wall. I added some rubber bands to stabilize the walls which dampened the vibration. I'm sure there are other approaches including stretch film.

Mike Lucido

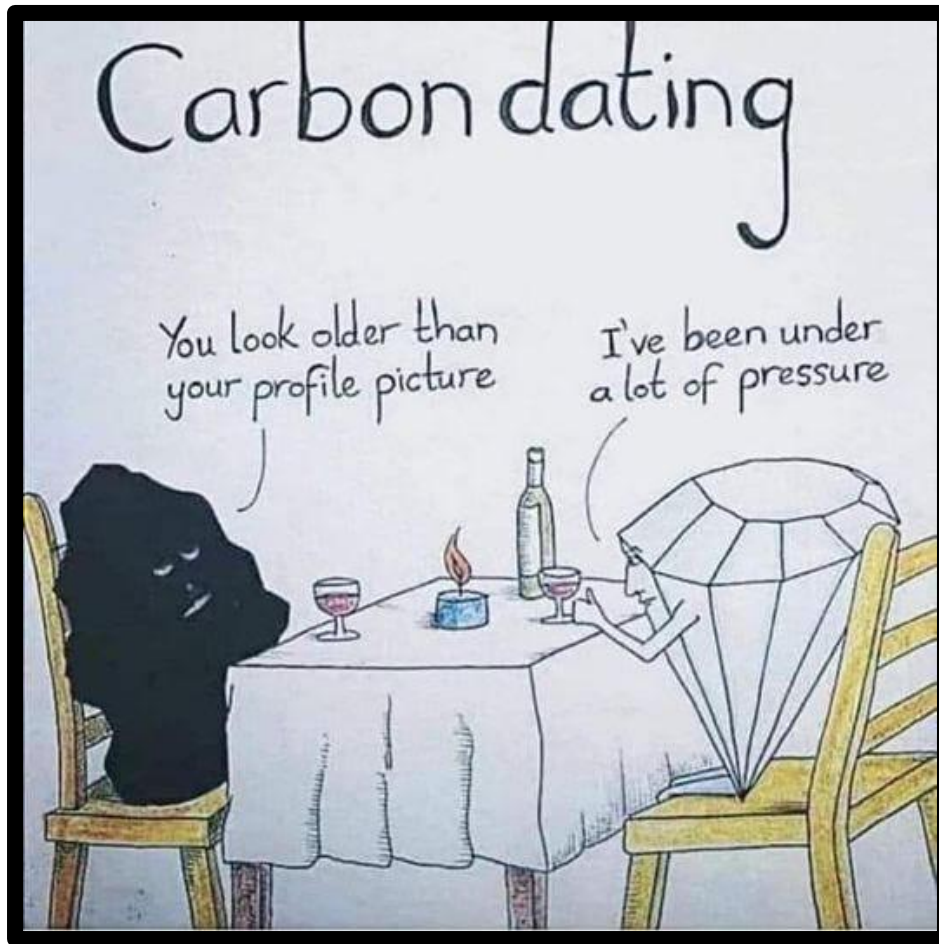


What's On My Lathe? (cont'd)

Mike Rohrer



This is a piece of silver maple, which Lee Tourtelotte gave me. It was from his neighbor's tree which was being removed. I started turning it the next day. This is the freshest piece of wood I have ever turned. I had never experienced what I had heard turners talk about, getting sprayed with water while turning and having such large chips come off with the bowl gouge with such ease. Jay Schulz told me to immediately treat the ways and the underside of the banjo, which would rust and seize up almost immediately. This picture was taken after I had sealed the surface with 50% lacquer and sanded with 80 grit.



Spike's Keg of Nails and 'Nowledge

When workers recently built the seventy-eight-story Central Plaza office tower in Hong Kong, they used what to most Westerners would seem to be a strange material for scaffolding: grass. It's a grass that doesn't really act, look, or feel like a grass. The grass they used was bamboo-over a hundred thousand poles of it. This was no isolated incident; 90 percent of the scaffold used in Hong Kong is bamboo. And no wonder-according to contractors and builders it costs 95% less than steel scaffolding and goes up six times as fast.

Alan Lacer's skill level and tool arsenal are a quantum leap beyond mine. I'm attending a day-long class at Alan's studio (for whatever reason carvers and wood turners have "studios", while cabinetmakers and furniture makers have "shops"). Fully half the day is spent sharpening. "Turning should be effortless," Lacer explains. "The tool should do the work." And though instinct might say a sharp tool is dangerous, it's the dull ones that catch an edge or are forced that cause the most injuries.

"Lathes are incredibly safe," explains Lacer. "It's the only stationary power tool where you hold on to the cutter and you push the sharpened end away from you. I've worked with kids as young three and a half years old on the lathe."

One of the beauties of turning is its broad appeal. Turners include amateurs who like instant gratification, professionals who are raging perfectionists, and every mindset in between.

From: A Splintered History of Wood, c.2008, by Spike Carlsen, published by Harper Collins



Ask A Turner

There was an article in the recent American Woodturner's magazine by Ed Pretty about repairing, or even enhancing a turning with a butterfly. It is an elegant procedure, but it seemed to me so extremely difficult and time consuming I could or would never do it. Does anyone have a reasonably easy way to repair with a butterfly?



Monthly Challenge



New 2021 Monthly Meeting Challenge.

We are going to start up the monthly challenge.

The challenge will start in February and sponsored by Woodcraft. We will have some \$10.00 Woodcraft gift cards to give out through a random drawing giving all an equal chance to win. Number of cards to be determined.

To be included in the gift card drawing, pictures and description should be submitted via email to Mike Rohrer mdrprof@gmail.com *once finished but no later than one week before the Monthly Meeting date.* All have an equal chance at winning a gift card.



The Monthly Challenge for
September was
**“Turn a Goblet –
The Longer the Stem the
Better”**



September Monthly Challenge –
“Turn a Goblet – The Longer the Stem the Better”

Ken Hallberg



11 to 14” high; myrtle, sycamore, African blackwood, and purpleheart



September Monthly Challenge –
“Turn a Goblet – The Longer the Stem the Better”

Dan Ernst



September Monthly Challenge –
“Turn a Goblet – The Longer the Stem the Better”

Ken Hallberg



My first attempt at a goblet from a white oak tree in our yard. I plan to do more now that I have the process down. My wife suggested the display since I had also just turned an oak plate from some cut off strips of white oak I got from a cabinet maker friend. The cheese and crackers were good too. (I missed the “extra-long stem” in the directions)



October Monthly Challenge

Submit your entries for the October Monthly Challenge based on Steve McLoon's demo:
"Turn It Square"

Submit your entries for the October Challenge during September!
Send them to mdrprof@gmail.com by September 25.

Remember, you are encouraged to submit more than 1 entry so we may enjoy your turnings, but your name will only be entered in the drawing once, giving everyone an equal chance to win.

The November and December Challenges are considered "Participation Challenges."


The November Challenge is to do a globe like one of the four Mike Hunter will demo at the October meeting.

The December Challenge is to do a finial as Jeff Luedloff will demo at the November meeting.

Then bring a completed ornament to Linda's demo in December to embellish at the meeting with Linda's assistance.

The four globes Mike Hunter turned with Jeff's finials and Linda's embellishments will be available in a silent auction in December. (see page 3)





Chuck's sawing club meets every Tuesday.



Field Day At The Farm


A new member, Jimmy Vancura, has been coming to my shop periodically to get some turning tips. A few months ago, he mentioned that we should do a turning demonstration at “Field Day at the Farm” near St. Cloud. When his wife, Anna’s, grandfather died 10 years ago her mom became the first female in 100 years to run this very large farm. Now it will move to the 5th generation for management which happens less than 1% of the time as farms are usually sold off by the 5th generation. To start to make the place more inviting, make it into a creative space, and revive people’s feelings toward the farm, Anna’s mom and sister came up with “Field Day” 5 years ago. Eighty-five people attended this year; in years past there have been as many as 170. The day is filled with lectures, demonstrations, swaps, hands-on activities. It’s a chance to connect people with one another and to the place.



Turning demo by Jimmy Vancura and Mike Rohrer



Field Day At The Farm (cont'd)



The demo was so much fun because, unlike most demos to woodturners, these people had no idea how a bowl was created at the lathe. They were amazed and so appreciative. It made us feel like heroes and exceptional craftsmen/artists. We took turns so there was no down time.



Field Day At The Farm (cont'd)



Jimmy's mother-in-law had brought one of her bowls for the arts and crafts display. It was a beautiful and outstanding bowl by Don Schlais.



Area & Regional Meetings

Hamburger Club


The Hamburger Club met Thursday, August 18 at Big Louie's restaurant in Brooklyn Park




Mike brought several globes, the first step in making Christmas ornaments



Steve McLoon and Joe Zwirn analyze a laminated bowl from a board, which Joe wasn't satisfied with. The rest of the group thought it was excellent.



Jim Walker brought one of his intricate Christmas ornaments



Area & Regional Meetings

Hamburger Club



It was a small group with several regular attendees out of town. Attending were Mike Rohrer, Mike Hunter, Bob Puetz, Joe Zwirn, Jim Walker and Steve McLoon.



Area & Regional Meetings (cont'd)

SE Metro

The SE Metro sub-group met Thursday, August 25 at the home of Paul Keller, north of Stillwater. Sue Keller prepared a wonderful lunch for the 12 attendees.



Home and barn/shop



Paul & Sue Keller purchased this property 10 years ago with the house in near ruins. What they have done since then in terms of home, landscaping and woodworking shop is truly remarkable.



This shed will be filled with firewood for the winter; they heat all their buildings with hot water heated by burning wood.



First floor of barn



Second floor of barn; shop is in the back



Area & Regional Meetings (cont'd)

SE Metro (cont'd)



Shop 2nd floor of barn



Paul and his Stubby lathe, Australia



Vicmarc, Australia, small but extremely well built



Doug Ashton picks up the biggest scoop he's ever seen



Area & Regional Meetings (cont'd)



Steve Miller, Jim Jacobs, Paul Keller & Mike Lucido discuss Paul's hand carved tray



SE Metro (cont'd)



Paul chats about his custom-built hollowing tool & jig



Bob Boettcher, Jim Jacobs, Mike Rohrer



1st floor shop



Woodpile for heating home and barn



Area & Regional Meetings (cont'd)



Charlie Prokop, stages of making a flute



Discussing Instant Gallery pieces



Todd Williams joins Bob, Steve & Doug in discussion

SE Metro (cont'd)




Paul Keller bird's eye maple tray



Jim Jacobs discussing his commissioned zebra wood and ebony walking stick



Walking stick handle



Area & Regional Meetings (cont'd)

SE Metro (cont'd)



Paul tells about heating his home and barn with hot water with wood burned in this stove



How Paul moves all his firewood



Lunch

Anyone who would like to be put on the SE Metro Sub- Group contact list, please contact Jim Jacobs at: woodmanmn@aol.com






You'll like this one! It's made from an anti-diuretic hybrid grape and reduces the number of trips people your age go to the toilet during the night. It's called PINO MORE!



Not The Cover of Rolling Stone, but . . .

This is as close to the cover of the Rolling Stone magazine as I will get in this lifetime.

Mark Palma



Woodworking – a UK publication read by woodturners worldwide.

<https://www.gmcsubscriptions.com/product/woodturning/>



Linda Ferber



Linda Ferber
Birdie Box
Birch



Linda has a turning in the AAW "From the AAW Toolbox!"

Adding Color to Your Work

Choosing the right embellishments for your piece can be a difficult task. Sometimes a pop of color is all a piece needs to really stand out. Learn how to apply color to your work with this week's Toolbox picks!

Continued on next page



**Linda Ferber, Sally Ault,
Janice Levi, *Some Assembly
Required*, Mixed media, 12" x 25" x 25"
(30cm x 64cm x 64cm)**



A child's toy. What is its purpose? Simple to help children bridge the gap between childhood and adulthood? Or is that gap blurred? The rings of this "toy" can be re-arranged in many ways-is it craft or is it art? It's both – the Craft and Art of Turning/Learning.

Continued on next page

WIT (Women In Turning)

WIT has been going for 7 years and is becoming more and more successful. The Summer 2022 WIT Newsletter is outstanding and is highly recommended. The link is on the last page of this section of the Bulletin Board.

Women in Turning Newsletter

Summer 2022

Women in Turning (WIT) - The first seven years
by Kathleen Duncan

AAW AMERICAN ASSOCIATION
OF WOODTURNERS

At the Phoenix symposium in 2014 a small group of about 20 women met to discuss women's issues within AAW. There was a consensus that something was needed to make women feel more welcome within the woodturning community and AAW. Some of the ideas that came out of that meeting were a symposium for women, a virtual women's chapter, a newsletter, committee within AAW, weekend retreat, and an active social media presence.



WIT sponsors an international exchange. This is the 2019 Exchange.

WIT (Women In Turning) cont'd



The main features of this issue of the WIT newsletter were:

- A summary of the activities and growth of the WIT over the last 7 years
- WIT International Exchanges
- A large section on an unbelievable collection of recent turnings of spinning tops, the oldest toy known to humankind
- WIT Workshops across the country

A composite photo from the newsletter



WIT (Women In Turning) cont'd

3 turnings of Linda Ferber
featured in the presentation
of spinning tops



Link to the WIT newsletter. Copy
into your browser search box.

https://www.woodturner.org/common/Uploaded%20files/WIT/Newsletters/WITNews202208.pdf?_zs=2VCib&_zl=F01E3





**MPG+ Small Turning Expo
(Pens / Casting, Ornaments, Bottle Stoppers, Rings,
Peppermills, And Much, Much More)**

Love turning small items? Love Pen Turning? Want to see some other items you can turn on your small lathe? Just love turning in general? This event is for you.

Register:

<https://www.accelevents.com/e/mpg-small-turning-expo>





WOOD SEALER

At this time sealer is available from:

Lee Luebke, Corcoran MN, lgluebke@comcast.net

Julie Abbott, Eden Prairie MN, JulieAbbott@EdinaRealty.com

Bob Meyer, Lino Lakes MN, rjmbobco@comcast.net

Steve Mages, Minnetonka, smages@juno.com

Paul Laes, Cottage Grove, Woodforfun@hotmail.com



I am looking for others to sell sealer throughout the metro area.

Bring plastic jugs if you have them.

Sealer \$15.00 gallon.

We need heavy duty plastic jugs for dispensing sealer. If you have any gallon containers, we could sure use them. It would be best if you could bring your empty containers to be filled.

The club now has a chip card reader so you can pay Lee Luebke by credit card or cash.

Anyone wanting to sell sealer can buy a quantity from me if you like or take some gallons and sell them to members and send the money to Treasurer Mark Debe.

Lee Luebke, President MWA, 612-419-8743

Continued on next page





Please send items for the Bulletin Board to: mdrprof@gmail.com

As a group which cannot meet in person, we'd like to keep up with our friends and hear about awards, shows, family news (weddings, accomplishments of children and grandchildren), retirements, hospital stays, illnesses, book recommendations, website recommendations and anything else you would normally talk about in person at MWA or Sub-Group meetings. All of these and more are possibilities for the Bulletin Board. We're not seeing our MWA friends face-to-face, but we still need to stay in touch.

Dan Ernst-jigs for bandsawing big pieces and logs



New Members July 2022

Welcome all new members and we all look forward to getting together face to face as soon as we can.

Sid Buxton

Christopher Pashina

Corcoran

Hopkins



Lathe Contact List

The MWA Newsletter is presenting a list of members who would be happy to give you pros & cons and experiences with the lathes they own or with which they have had experience.

This list is being updated every week as more members are contacting me saying they'd be happy to be listed. If you would be willing to have your name and email address listed under the type of lathe(s) you have, please contact me .

<u>LATHE</u>	<u>Member</u>	<u>Email address</u>
Bonnie Klein Mini	Bill Szydlo	szydlo.bill@gmail.com
Bonnie Klein Mini 12x18	Linda Ferber	lindajaneferber@gmail.com
Craftsman Professional	Steve Mages	smages@juno.com
Delta mid size 12"	Randall Thompson	thomp013@umn.edu
Delta mid size 12"	Dan Larson	dhjlar@comcast.net
Delta midi	Bob Meyer	rjmbobco@comcast.net
Delta midi	Joe Zwirn	joezathome@msn.com
Grizzley G 0733	Martin Young	martin.clay.young@gmail.com
Harbor Freight(Central Machinery 10x18)	Rusty Ogren	rick.Ogren@consolidated.com
Jet 1015	James Zangl	james.zangl@gmail.com
Jet 12/21	Lee Luebke	lguebke@comcast.net
Jet 14x42	Rusty Ogren	Rick.Ogren@consolidated.com
Jet 1640	Joe Zwirn	joezathome@msn.com
Jet 1642 EVS	Jenny Trice	jennytrice@aol.com
Jet 1642 1.5 hp	Greg Just	woodturner07@gmail.com
Jet JML 10/14 Mini	Neil Robinette	northsideturners41@gmail.com
Jet JWL - 1220VS	John Campbell	campbell.jn@gmail.com
Laguna 12/16	Lee Luebke	lguebke@comcast.net
Laguna 18/36	Jay Schulz	jfschulz@comcast.net
Laguna 18/36	Dan Larson	dhjlar@comcast.net
Laguna 18/36	Lee Luebke	lguebke@comcast.net
Laguna 18/36	Mike Lucido	mike.s.lucido@gmail.com
Laguna Revo 18/36 220v	John Campbell	campbell.jn@gmail.com
Laguna Revo 18/36 220v	Neil Robinette	northsideturners41@gmail.com



Lathe Contact List (cont'd)

NOVA 3000	James Zangl	james.zangl@gmail.com
Nova Comet II	Rolf Krogstad	rolf.krogstad@gmail.com
Nova Comet II	Mike Anderson	manderson4700@comcast.net
NOVA DVR 16"	Dan Larson	dhjar@comcast.net
NOVA DVR 16"	Joe Zwirn	joezathome@msn.com
NOVA DVR XP	Bill Szydlo	szydlo.bill@gmail.com
NOVA DVR XP 16"	Chuck Shreffler	cshreffler@outlook.com
Oneway 2036	Dick Zawacki	dickzawacki@gmail.com
Powermatic 2014	Steve Legvold	stevelegvold@gmail.com
Powermatic 2520B	Steve Mages	smages@juno.com
Powermatic 3520B	Todd Williams	toddwilli@comcast.net
Powermatic 3520B	Steve McLoon	s.c.mcloon@gmail.com
Powermatic 3520C	Reid zimmerman	reidazimmerman@gmail.com
Powermatic 3520C	Dan Ernst	piloto1@comcast.net
Powermatic 4224B	Dan Larson	dhjar@comcast.net
Powermatic 45	Todd Williams	toddwilli@comcast.net
Record Power Coronet Herald 14 x 20	Gary Egbert	gtegbert@yahoo.com
Robust American Beauty	Tim Dodds	tbikefast@aol.com
Robust Liberty	Jim Jacobs	woodmanmn@aol.com
Robust Liberty	Warren Gerber	xlwalleye@gmail.com
Robust Sweet 16	Linda Ferber	lindajaneferber@gmail.com
Robust Sweet 16	Bob Meyer	rjmbobco@comcast.net
Shopsmith	Martin Young	martin.clay.young@gmail.com
Shopsmith (restored)	Lee Luebke	lguebke@comcast.net
Vega 2600	Bill Szydlo	szydlo.bill@gmail.com
Vicmarc VL 300	Lee Tourtelotte	leetourtelotte@icloud.com



Member Help Line

The club has organized a "Member Help Line", the purpose of which is to answer questions/give advice and help educate our membership. Even though it is more difficult during the Covid-19 social distancing time to help people in home workshops, there are still ways to help each other with woodturning questions/problems. The volunteers can help via email, telephone, Zoom, some personal contact using social distancing and masks, and probably other ways we haven't tried yet.

Maybe you're a beginner looking for advice on what to buy.

Maybe you have questions on chucking.

Maybe you have sharpening questions.

The volunteers listed on the next page are more than happy to help. Some have listed areas in which they feel more comfortable, but all will help with your woodturning question.

We would like more members to volunteer for our Member Help Line. If you would like to be "on call" please contact Mike Rohrer at mdrprof@gmail.com with your phone #, email address, area where you live, areas you'd be willing to help with, and your name will be added to the list.

Continued on next page



Member Help Line

Mike Rohrer	612-276-9556	mdrprof@gmail.com	bowls, boxes	South Mpls
Steve Miller	715 821-8726	ssmiller920@gmail.com	all types, light on segmenting	River Falls, WI
Lee Tourtelotte	612-670-1874	leetourtelotte@icloud.com	all types, beginner, advanced	South Mpls
Warren Gerber	651 403 2883	xlwalleye@gmail.com	Bowls	Mendota Heights
Jim Jacobs	651-497-1309	woodmanmn@aol.com	beginner/advanced, segmenting, skews	Hastings
Dick Zawacki	507-744-5748	dickzawacki@gmail.com	general, bowls, wood carving	Northfield
Mike Lucido	651-738-2551	mike.s.lucido@gmail.com	general woodturning	Woodbury
Bill Campbell	715-338-2634	wm.e.campbell@uwrf.edu	general woodturning	River Falls, WI
Mark Kelliher	651-636-8678	markandkathy007@comcast.net	general woodturning	Arden Hills
Todd Williams	651-274-4658	toddwilli@comcast.net	general woodturning	Lake Elmo
Bob Meyer	651-483-6187	rjmbobco@comcast.net	bowls, ornaments, sharpening, gen'l.	Lino Lakes
Dick Hicks		rbhicks@rbhicks.com	platters, spindle work, bowls	Zoom from shop
Steve Mages	952-544-5286	smages@juno.com	general woodturning	Minnetonka
Neil Robinette	763-639-1085	northsideturners1@gmail.com	sharpening, tool control, turning vs budget	Brooklyn Park
Andy Levesque	651-769-4070 TEXT	andy.m.levesque@gmail.com	resin/epoxy casting, hybrid turning, vacuum stabilizing, CNC & laser engraving	Lindstrom
Rusty Ogren	612-990-4857	richardogren@protonmail.com	resin questions, crack filling	Plymouth
Dan Ernst	651-280-7484	pilot01@comcast.com	coring, wing bowls, bowls, gen'l turning	Maplewood, St Paul
Bill Szydlo	651-206-5547	szydlo.bill@gmail.com	segmenting, sharpening, gen'l turning	Northfield, MN
James Zangl	6541-645-4696	james.zangl@gmail.com	bowls, hollow forms, vases, pens, etc	St Paul -Hamline area
Joe Zwirn	612-619-4793	joezathome@msn.com	segmenting, general woodturning	Brooklyn Center
Mark Palma	612-991-7733	marksworkshop@gmail.com	finishing & color	Lanesboro



There's a fine line between
a numerator and a denominator.

Only a fraction of people
will find this funny.

KOSI 101.1

THEY SAY WITH AGE
COMES WISDOM SO
THEREFORE I DON'T
HAVE WRINKLES
I HAVE WISE CRACKS.



AT MY FUNERAL
TAKE THE BOUQUET
OFF MY COFFIN AND
THROW IT INTO THE CROWD
TO SEE WHO IS NEXT

Fish bite twice a day...

before you get there
and after you leave.



Editor's Notes



Meetings at Houck Machine have begun again and although there will be some glitches (hopefully small) to work out, the MWA may get back to having meetings close to what we had pre Covid, but not totally the same. Having a hybrid in-person/Zoom meeting may be successful for the demo part of the meeting, but all other aspects that have been so critical for the organization need person-to-person contact. The most obvious are the development of interpersonal relations and friendships, discussion of techniques with other turners at the Instant Gallery and Monthly Challenge tables, sales and swaps, and the tremendous amount of education available from our lending library of woodturning educational DVDs. When I first joined the MWA, I would sign out at least 2 DVDs every month. The ability to watch a woodturning technique, go to the shop and try it, watch it again, go back to the shop, was invaluable to my development as a woodturner.

Those of us who enjoy the benefits of the MWA should remember to thank our officers and Board members (see page 2) for all the effort they make to keep our organization one of the very best in the country. You can just drop them a short thank you email (if you don't have their email address, just contact me – I have access to all of them).

Mike Hunter, Jeff Luedloff, Linda Ferber and Pres. Lee Luebke have come up with a great idea for education and club activity for the last quarter of the year. See the details on page 3.

If you have any suggestions for the newsletter, please contact me.

Mike Rohrer, Editor
mdrprof@gmail.com

