



Minnesota WoodTurners Association

A LOCAL CHAPTER OF THE AMERICAN ASSOCIATION OF WOODTURNERS

AAW | AMERICAN ASSOCIATION
OF WOODTURNERS

Volume 2024 March

March
Demonstrators
“Eric
Koslowski,
Lee Luebke,
Byron
Patterson”



Byron Patterson



Eric Koslowski



Lee Luebke



In This Issue

Minnesota Woodturners Association

Officers

PRESIDENT

Charlie Prokop

VICE PRESIDENT AND AAW

REPRESENTATIVE & DEMONSTRATIONS

Linda Ferber

TREASURER

John Hehre

RECORDING SECRETARY

Julie Abbott

At Large Directors

Dave Blume

Mike Braml

Dan Ernst

Rosanne Gold

Sandra Seidel

MEMBERSHIP DIRECTOR

Sandra Seidel

Travis Gast

TECHNICAL SUPPORT

Janese Evans

Dick Hicks

Jeane Gannon

Dan Larson

Lee Luebke

George Martin

Dan Ernst

Ric Zillman

Byron Patterson

LIBRARY

Steve Clark

OTHER STAFF SUPPORT

Jim Jacobs – Commission Work Co-ordinator

Bob Meyer, Janese Evans - Group Purchasing

Mark Wedul – Wood Supply Coordinator

Charlie Prokop- Class Coordinator

Website Oversight – Lee Luebke

Linda Ferber – Demonstrations


Paul Laes – Sealer/Tool Sales

Scott McMurray, Peter Bryant, Pete Thomas – Maintenance


Mike Rohrer - Newsletter

Beads of Courage	p. 3
Before the Meeting	p. 10
Instant Gallery	p. 15
Member Challenge	p. 21
Meeting/Demonstration	p. 25
Next Meeting	p. 35
New Members	p. 37
Tips for Turners	p. 39
Classes	p. 41
Area Group Meetings	p. 43
Bulletin Board	p. 57
Lathe Contact	p. 71
Member Help Line	p. 73
Editor's Notes	p. 75





MWA
Community Service



Steve Legvold manning the BoC table



Ben Pawlak





Don & Judy Schlais



Bob Meyer



Diane Puetz -40 bags



George Martin



Greg Just



Jay Schulz & Greg Just arranging the many March donations




Linda Ferber & Jay Schulz head the MWA's Community Service

Jay Schulz manages the Beads of Courage program for the MWA



The March BoC table was definitely bountiful





Ken Schwichtenberg



Mark Kelliher



Mike Braml



Vickie Braml
43 bags



Linda Ferber-78 stuffed toys

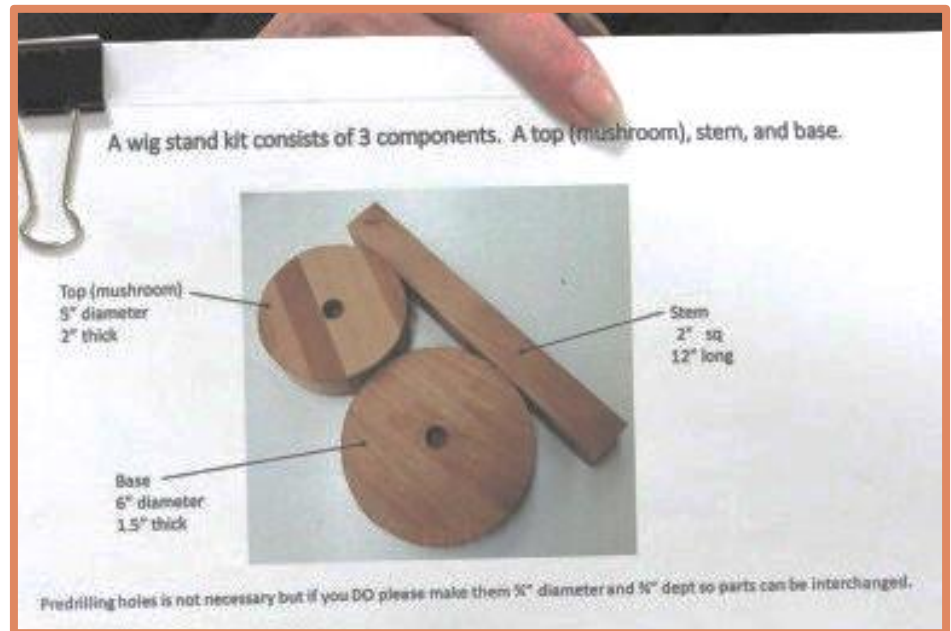




Linda Ferber is directing the new area of the MWA Community Outreach/Service



Wig stands will be given to people who wear wigs because of medically related hair loss




Spindles for the stems of the wig stands are the turning to be submitted for the April Member Challenge. The spindle should have a tenon on each end $\frac{3}{4}$ " in length and $\frac{3}{4}$ " in diameter





Remember folks, **EVERY** bead is a procedure these kids have gone through





Before the Meeting



Tee shirt wisdom



Duane Gemelke talks to Byron Patterson preparing for the demo



Pres. Charlie Prokop entertaining the troops in the front room



The "Bobs", Meyer & Ross



Ken Klein



Mark Palma regaling Jim Helferich



Newsletter editor Mike Rohrer thinking of possible subtitles



Janese Evans, Erik Elwood & Mark looking at Charlie holding a copy of WOODTURNING with Mark on the cover






Before the Meeting (cont'd)



Janese Evans



Bill Wegwerth



Don Schlais & Charlie
admiring Don's
segmented bowl




Bob Puetz & Jeff Koltveit.
Jeff will bring your Woodcraft
orders to the meeting.



17-year member
Jim Robertson



Keith Dahnert



Linda Ferber & wig
stand examples



Todd Williams






Before the Meeting (cont'd)



Mark Palma helping with a friend's estate sale




Mike Engelen & Librarian Steve Clark



Paul Laes sells raffle tickets



Ric Zimmerman & Dan Larson prepare the video




Sandy Seidel & Travis Gast handle membership



Steve Hackett, Charlie & Bob Boetcher



Sandy Seidel, Membership Director





Before the Meeting (cont'd)

Tim Heil did a demo outside before the meeting on preparing a log for turning



The audience was very receptive and got some good pointers and safety tips






Ok.. I'm not a bird specialist, but I'm pretty sure that this couple just had a fight.



Broccoli is said to be good for joints, so here goes.



THE REAL REASON EVOLUTION STARTED....





Instant Gallery – March Meeting



Al Fletcher



Lee Luekbke



Bill Breckon



Bill Campbell



Dan Ernst



Larry Thomas



Eric
Koslowski



Linda Ferber





Instant Gallery (cont'd)



Dick Hicks



Al Fletcher



Mark Palma



Dave Blume



Don Pohlman



Dan Larson





Instant Gallery (cont'd)



Byron Patterson



Doug Peterson



Roger Erickson



Bob Boetcher



Sid Buxton



Ryan Overgaard






Instant Gallery (cont'd)



Mike Rohrer



Jim Helferich



Mike Engellen



Ken Klein



John Enstrom

Thanks to Kevin Ganje for photography







Instant Gallery (cont'd)



The Instant Gallery is one of the highlights of the monthly meeting where we can see all the diverse turnings being created by our members. It is getting bigger every month! Keep it growing!







February Member Challenge – Heirloom Rattles



Dan Larson



Byron Patterson



Eric Koslowski



George Martin



Shauna Patterson




Ben Pawlak



Al Fletcher





February Member Challenge – Heirloom Rattles (cont'd)



Paul Laes





February Member Challenge – Heirloom Rattles (cont'd)




Ken Crea




Sorry, I missed your name. If you
contact me, I'll print it in the next issue.
Editor

*Thanks to Jeff Koltveit and WOODCRAFT for
providing the gift cards for the Member
Challenge/Instant Gallery drawing*





**The Weather Channel said dress
for the mid 70s today.**





March Demonstration “How to Sell Your Turnings”

**Lee Luebke, Byron
Peterson, Eric
Koslowski**



Byron Patterson



Eric Koslowski

Byron, Eric and Lee discussed various aspects of turning and marketing items for sale




Lee Luebke





March Demonstration Sell Your Turnings (cont'd)

Lee, Byron & Eric



Pres. Charlie Prokop introduces
the 3 demonstrators

You have to consider the
AUDIENCE, AUDIENCE, AUDIENCE



Dan Larson getting the
audio set up for Eric



Eric Koslowski has been earning a living for a long time selling his woodturnings. Some time ago he bought a building at the Renaissance Festival and does all his selling at this event which occurs on seven weekends in August & September, Festival Day and Labor Day.





March Demonstration Sell Your Turnings (cont'd)

Lee, Byron & Eric



WOMEN buy the products

You have to consider the
**AUDIENCE, AUDIENCE,
AUDIENCE**

Eric says to sell turnings you need A
LOT OF PRODUCT. You can't bluff
with bullxxxx, only **excellence** sells.



Pens don't sell





March Demonstration Sell Your Turnings (cont'd)

Lee, Byron & Eric



Some of Lee's tools for the
fabrication of the rings



Lee's big sellers are 2-part, high-quality rings. WOMEN buy the products (Eric Koslowski).





March Demonstration Sell Your Turnings (cont'd)

Lee, Byron & Eric



Lee describes the method for making
these quality two-part rings

To see the archived video for making
Lee's rings, go to the MWA website:

BLOG

ARCIVE

2021





March Demonstration Sell Your Turnings (cont'd)

Lee, Byron & Eric



Before the demo begins,
Byron discusses his
methods with Duane
Gemelke



Byron demonstrating off-
center turning



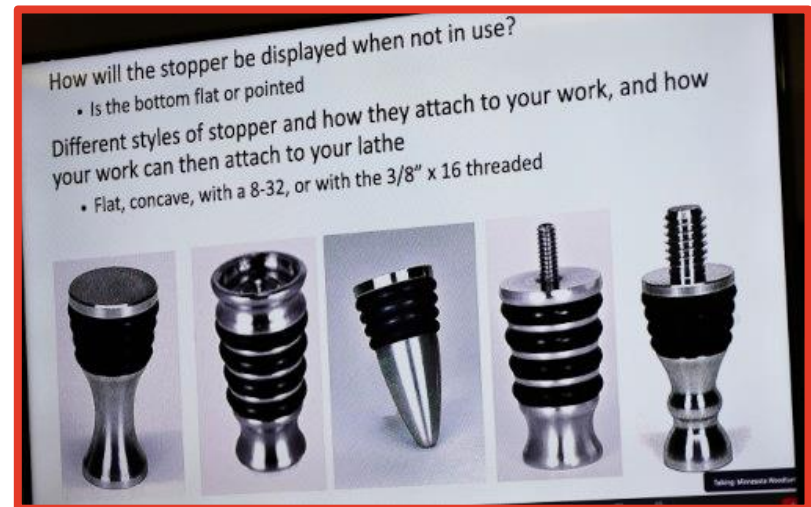


March Demonstration Sell Your Turnings (cont'd)

Lee, Byron & Eric



Byron gave many excellent suggestions and tips for turning projects that will sell at craft/art shows



Byron produces many bottle stoppers for sale

Thanks to Eric, Lee and Byron for their excellent and informative demo



MWA March Demo (cont'd)

Lee Luebke, Byron
Peterson, Eric Koslowski

Thank you so much, Lee, Byron & Eric

Lee's, Byron's, and Eric's entire
demo is available on the MWA's
website under the Blogs

On the Home Page, click on Blog. If this page
does not show up, go to:

<https://www.mnwoodturners.com/mwa-chapter/blog/>

BLOG

*Check out the 2020-2021 and other Archives.
We have our Tuesday Turners Tune Up demos
posted.*

Navigating through the Blog you will find helpful
information like how to build a log processing

ARCHIVE

- 2024
- 2023
- 2022
- 2021
- 2020
- 2019

Go to 2024

Eric - Gnomes, Lee -
Rings, Byron - Bottle
Stoppers

Scroll down and click on the
YouTube video that will show
you Dave's & Jay's entire demo



MWA Archives of Demos & Other Activities



On the Home Page, click on Blog. If this page does not show up, go to:

<https://www.mnwoodturners.com/mwa-chapter/blog/>

BLOG

Check out the 2020-2021 and other Archives. We have our Tuesday Turners Tune Up demo posted.

Navigating through the Blog you will find helpful information like how to build a log processing

ARCHIVE

- 2023
- 2022
- 2021
- 2020
- 2019

The MWA became quite active in saving demonstrations beginning in 2014. Check out the archived demos to find some interesting to you

Scroll down and click on the YouTube video that will show you the recorded demonstration



1964
12-Inch Vinyl LP



1967
8 Track Tape



1972
Cassette Tape



1985
Compact Disc



2005
MP3 File



2018
12-Inch Vinyl LP





MWA April MEETING



In person and Zoom

April 6th

Demo starts at 10:00 am

Zoom is live at 9:30 am

Doors open at 9:00 am

Michael Mocho

Professional turner from New Mexico -

**Michael will be demonstrating his
skills with lidded boxes.**

You do NOT want to miss this demo!





MWA March MEETING (cont'd)

Bring your **“WIG STAND SPINDLES”** for
the Member Challenge to the
April meeting
(see p. 58 for dimensions)

**INSTANT GALLERY TURNINGS CAN BE SENT TO EDITOR MIKE ROHRER
(mdrprof@gmail.com) OR BROUGHT
TO THE MONTHLY MEETING.**

**MONTHLY CHALLENGE TURNINGS MUST BE BROUGHT TO THE MONTHLY
MEETING**

Remember Jeff Koltveit from Woodcraft will be at the meeting
You can call in an order & Jeff will bring it to the meeting



New Members March 2024



Chris Black



"I've learned that life is like a roll of toilet paper. The closer it gets to the end, the faster it goes." -Andy Rooney

"I'm at an age when my back goes out more than I do." -Phyllis Diller

"You know you're getting old when the candles cost more than the cake" -Bob Hope

"He's so old that when he orders a three-minute egg, they ask for the money up front." -George Burns

"We could certainly slow the aging process down if it had to work its way through Congress." -Will Rogers

"The years between 50 and 70 are the hardest. You are always being asked to do things, and yet you are not decrepit enough to turn them down." -T.S. Elliot

"The really frightening thing about middle age is the knowledge that you'll grow out of it." -Doris Day

"Old age comes at a bad time." -San Banducci

Thanks to Todd Williams



Tips for Turners

Greg Just

I found this interesting YouTube video from Glenn Lucas on remounting a rough turned bowl I thought the group might find interesting.



https://www.youtube.com/watch?v=LUKPO_MNn-w



National AAW Symposium

Portland, Or
May 23-26

A Funny Thing Happened On The Way To Portland

Several decades ago my next youngest brother, Tom, was president of the International Map Sellers Association. He got to choose the venue for the annual international convention for the year he was president and living in the Northeast he thought a spot in New England would be good. He chose one of his favorite cities, Portland, Maine. People were coming from all over the world, primarily from Europe and Asia, but some from Africa and Australia.

When delegates and attendees began arriving in the United States, many of them found representatives of their airlines standing at the end of the jet bridge with tickets for a trip across the United States, because they had landed in Portland, Oregon. Who had ever heard of Portland, Maine? The officials at the Portland, OR airport said, “Oh, this happens every day.”

Mike Rohrer



CLASSES – Near Future

In April, we will have the following class offerings:


April 6th and 7th. Pro Instructor Michael Mocho will offer an afternoon class on Sat the 6th after our club meeting. Michael will also be our demonstrator at the meeting.

On Sunday the 7th, Michael will have an all-day class. See details below. The Saturday class will be \$60, and the Sunday Class will be \$125. Class size is limited to 8 participants.

April 13th, our own Mike Hunter will be offering a morning class on the use of carbide tools. Check the website for more details as they become available.



Out bird watching today and got this great shot of a falcon resting in a tree. I love nature.



Area & Regional Meetings

Do you live in the North Metro Area? Are you interested in an area group of woodturners?

North Metro Turners

Contact John Enstrom if you are interested in being part of a group in the North Metro

John's contact numbers:
Phone: 763-441-4086
Email: enstrom06@msn.com



Area & Regional Meetings

Hamburger Club

The Hamburger Club met at Big Louie's restaurant Thursday, March 14. As usual, numerous excellent turned pieces were passed around and discussed (which the photographer forgot to photograph). These included John Enstrom's segmented bowl that is on its way to Alaska. See the next page for an explanation. John also brought a beautiful set of large salt and pepper dispensers made from 20 pieces of walnut, laminated into a 3' x3" blank. Dick Hicks wowed his fellow turners with a walnut and 3 cherry platters that were so thin! One of them can be seen in the Instant Gallery. They were turned following an inspiration from Mark Palma to turn 2.0mm thick platters. Joe Zwirn brought a very large bowl from a board and Mike Rohrer brought a salad bowl of very interestingly patterned koa.



Attendees clockwise: John Enstrom, Mike Hunter, Mike Rohrer, Neil Robinette, Bob Ross, Tim Heil, Steve McLoon, Bob Puetz, Joe Zwirn and Dick Hicks

If you would like to be notified about the once-a-month lunch get-together, please contact Mike Hunter at huntertoolsystems@gmail.com



Area & Regional Meetings

This bowl is going to Joe, an old friend who 8 years ago helped rescue me and a Viet Nam veteran, whom I was taking on a gold prospecting trip north of the Arctic Circle in Alaska. This individual found us by flying overhead with his plane and recording by GPS to find our location. My veteran friend and I were both suffering from hypothermia and my friend had a reaction from his Agent Orange exposure, shutting his body down. I tried to get help to get him out.



Next it was my turn for rescue. My friend Joe and four of his friends found me and helped me canoe for 6 days down the Wild River. The bugs were ferocious. We ate ready-to-eat meals from Army survival kits to survive. Thankfully, no bears found us down this dangerous river. Log sweepers and rapids were a constant problem. After 6 tough days, we arrived in Bettles. Here I got a fresh shower and a dinner and a flight over to my truck, parked at Pump Station 5 on Ice Road to Prudhoe, AK.

I never had a chance to pan for gold; just happy to have survived! So, the bowl I made is going to be mailed to my friend Joe in Sutton, AK. Every year since saving me, he helps run a Bible Camp for all the Native children at a church camp north of the Arctic Circle. Joe flies his plane to pick up the children for camp. Flying a bush plane hundreds of miles is very expensive.

Hamburger Club

We found a gold prospector from 12 miles away to take my friend to a bush airport. A helicopter offered to retrieve him for \$23,000.00. My friend was flown to Bettles, Alaska, an Eskimo village. From there he was placed on a mail plane back to Fairbanks. He then hitchhiked to the hospital in Fairbanks where he was diagnosed with having less than 3 hours to live! After 4 days of intensive care, he survived!

This last year he traveled the lower 48 states talking to church groups and asking for funds to help support his mission, Kingdom Air. Greg Just, from our club, engraved a bush plane in the bottom of the bowl. This bowl will be a gift from me for Joe to gather offerings for his Bible Camp. I have been collecting donations also to help advance this awesome charity. So as Paul Harvey always said, "Now you know the rest of the story."

John Enstrom



Area & Regional Meetings

THE Splinters



This is the newest “splinter” group. New members are welcome. Contact Linda Ferber.

If any additional members are interested in joining our splinter group, please let me know – lindajaneferber@gmail.com



Area & Regional Meetings (cont'd)

SE Metro March

Twenty-two MWA turners attended the SE Metro Subgroup meeting on Thursday, March 20, at Rich Roberts' shop in Rosemount. Besides the typical fellowship and small group discussions, Rich and his son, Travis, presented an excellent program on photography. The very inclusive program focused (no pun intended) on the use of light and perspective. A particularly interesting section of the presentation was the evaluation of 10 large format photographs. Rich asked the attendees to decide for each photograph whether it was taken by a cell phone camera or by a very expensive, professional photographer's camera. No one got them all correct, and the opinions (guesses) were not correct by a large majority for each photograph.



Host Rich Roberts & son Travis



Instant Gallery



John Suhreptz showing a glue up for a Celtic knot pattern






Lee Luebke Show 'n' Tell



Rich Roberts S 'n' T



Todd Williams explaining his basket weave turning



Jim showing his wig stand



Dan Ernst's tenon and recess marking gauges



Al Fletcher



The meeting also included the Show 'n' Tell by many of the attendees who had brought numerous interesting turnings and other wood crafted items. The gathering ended in what is becoming a tradition for the SE Metro meetings, the "brown bag raffle." Anyone who brings some item of interest or value to another woodturner in a brown bag is eligible for the raffle. When their name is drawn they get to choose a brown bag (without looking inside).





Dog's cremation urn

Instant Gallery



After a 3-year Covid recess, the Westside Turners are again meeting at the superb shop of Steve Mages

Westside Turners



Pictures of the February meeting. Steve was out of town in March. The meetings will continue in April.

If you would like to be notified about the monthly meeting, contact Steve Mages at:
smages@juno.com



Book Titles on the Library Shelf

"How to Write Big Books" by Warren Peace

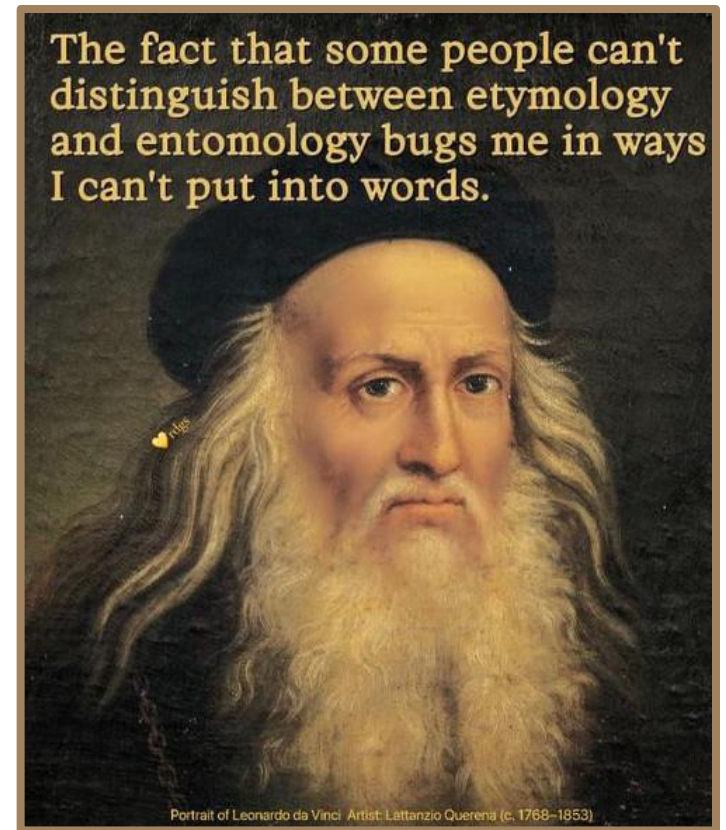
"The Lion Attacked" by Claude Yarmoff

"Irish Heart Surgery" by Angie O'Plasty

"School Truancy" by Marcus Absent

"I Lost My Balance" by Eileen Dover and Phil Down

"Stop Arguing" by Xavier Breath



Area & Regional Meetings (cont'd)

Northeast Turners

The NE Turners subgroup met again at the Rusty Cow in Circle Pines on Saturday March 16th. Lots of good woodturning discussions. Next meeting will be April 20th. If you are interested in details, contact Greg Just.



Ed. Note: The photographer keeps forgetting to take pictures at the breakfasts, so he sends the same photo.

*If anyone would like to join in, drop an email to Greg Just at woodturner07@gmail.com. We usually meet on the third Saturday at 7:30 a.m.



Area & Regional Meetings (cont'd)

Northwest Turners

The NW Turners met on March 13. We meet on the second Wednesday of each month at Bootleggers in Nowthen at 11:30.



Bob Puetz, Ken Gustafson, Dan Shipper



John Campbell, John Enstrom,
Bob Puetz, Ken Gustafson




Johns (Campbell, Enstrom)



Dan Shipper, Greg Just



Brenda Connors



Ken Gustafson

If you are interested contact:
John Campbell, 612-707-5986 or John Enstrom 763-441-4086



Area & Regional Meetings (cont'd)

Segmented Woodturning Subgroup

The MWA segmenting sub-group gathered at Greg Just's shop March 18.

Greg gave 4 presentations:

- 1) demonstration of a floating bottom for segmented boxes and bowls (with a step-by-step guide)
- 2) designing a complex segmented vessel on the computer
- 3) how to use an indexed gluing & alignment jig for gluing in sections of a complex segmented piece (the equipment Greg uses is from Tom Lohman)
- 4) how to update your segmenting sled with a digital micrometer.



Designing a complex segmented vessel on a computer



Floating bottom



Gluing with the jig



Tom Lohman jig



Area & Regional Meetings (cont'd)

Segmented Woodturning Sub Group



Roger, Jay and Jim getting schooled on the infinity ring



Greg's "Blue Ribbon" segmented pieces



L-R Bob Meyer, Jim Walker, Steve Legvold, Al Fletcher, Sid Buxton, John Suhreptz, Greg Just, Roger Olsen, Denny Dahlberg, Jim Helferich (Jay Schulz behind the camera) . Jay Schulz is behind the camera.

Interested in Segmented Turning?

Never tried it but would like to learn.? Let me know if you would be interested in attending the Segmenters Subgroup. Location and time of meeting is TBD. Please send a message to Greg Just @ woodturner07@gmail.com.





s to Jim Zangl






CLASSES

THE MWA HAS RENEWED ITS EFFORTS IN PRESENTING CLASSES FOR THE MWA MEMBERS

Go to the link on the MWA website to check on upcoming classes and sign up (on the classes page, put in the month and year you're interested in)



SUNDAY	MONDAY	TUESDAY	WEDNESDAY	THURSDAY	FRIDAY	SATURDAY
	1	2	3	4	5	6 Michael Mocho @ 01:00pm
7 Boxes with hand- @ 09:00am	8	9	10	11	12	13 Carbide Tools with @ 09:00am
14	15	16	17	18	19	20 Scoops @ 09:00am
21	22	23	24	25	26	27 Community @ 09:00am
28	29	30				

APRIL 2024





Community Service

The MWA COMMUNITY SERVICE COMPRISES
BEADS OF COURAGE AND OTHER ACTIVITIES
TO HELP OUR COMMUNITY INCLUDING THE
WIG STAND PROJECT

THE MEMBER CHALLENGE FOR THE APRIL MEETING IS
SPINDLES FOR WIG STANDS

The wig stand spindles should start with a 12"
long by 2" diameter blank. The tenons on each
end should be $\frac{3}{4}$ " in diameter and $\frac{3}{4}$ " in length.





New Members/Long-Time Members Looking for some Tips????

Look near the very end of this newsletter for the page titled:

Member Help Line

These are all MWA members who have specifically offered to help MWA member with woodturning. Many of them have listed areas of special interest, but they are all excellent all-around turners and can help you with almost anything.

Listed for each volunteer:

- Phone number
- Email address
- Areas of chief interests
- Community in which they live

TAKE ADVANTAGE OF THESE WOODTURNING VOLUNTEERS






Unfinished Business— Finish Sharpening Your Tools

Tim Heil and Mark Palma

The sharper the tool, the better the cut. Here are the steps to achieve the ultimate edge and the ultimate cut from Tim Heil and Mark Palma's article in *Woodturning FUNDamentals*.




[Click here for a direct link to the article.](#)

Congrats Mark & Tim



Bulletin Board



Best of 2023

Congrats to Linda and Jay and to all MWA members who have donated and will donate in the future to our Community Outreach programs

Community Service at Minnesota Woodturners



A special thank you to the Minnesota Woodturners Association (MWA) and their extensive community outreach over the years. Their thoughtfulness has provided thousands of lidded boxes, hundreds of bead bags and hundreds of toys to children undergoing treatment for cancer and other serious illness since Beads of Courage began in 2006. Their WIT Program has also provided support to numerous organizations nationwide for cancer patients by donations of beautiful wig stands (pictured). Alongside their generous donations throughout the year, MWA has also implemented a quarterly community service project class, where members can learn how to make Beads of Courage boxes, wig stands for cancer patients, and bowls for Empty Bowls free of charge for their members.

*Submitted by MWA Vice President,
Linda Ferber*



Bulletin
Board

Woodturning

THE WORLD'S LEADING MAGAZINE FOR WOODTURNERS



GUEST EDITOR...
MARK PALMA
Turns a cookie jar lid
Restores a CBN wheel
Discusses turning
with Jessica Edwards

PROJECTS Japanese tea service • Lidded bowl
• Red ironbark bowl • Burl box with brass inserts
TECHNICAL Rough turning blanks • Adding texture



Our "Cover Boy". Congrats on the cover, Mark

See the next pages for excerpts from Mark's editorial





*Excerpts from a guest editorial by Mark Palma in
Woodturning Magazine edition 393.*

A SHOP IS A LIFELONG GIFT

I am walking into my father-in-law's shop. His funeral is in two days. He lived almost 89 years and was in his home up until the last week of his life. I reflect on the role of a shop in our life. If you have a shop, you have the foundation of a blessed life. It made me reflect on other shops, and the shops in my own life as well. Probably the pattern has some relevance to others so let's reminisce a little.

My paternal grandfather had a shop with a metal lathe, milling machine, forge, wood lathe (which he built himself) table saw and everything else. He was a watchmaker by trade and could build anything. He patented a design for a doweling machine and an all-metal fish bag. His shop was so full of bits of wood and metal you couldn't find footing to walk. I grew up in that shop and loved being taught how to turn threads on metal at 10 years old.

My first shop was at 14 when I got a candy counter from an old Woolworth store for free and set up a bicycle shop in my parents' basement. I loved tools in my hands and doing things, not realizing it would be a lifelong pursuit. At 16 my father's TV repair person quit. If he couldn't produce a repair technician to attend the training for repairing the new 'solid state' TVs, he would lose his RCA TV franchise. Well guess what, you are in the presence of a certified TV repair expert (eyeroll please). That was my second shop.





.A SHOP IS A LIFELONG GIFT (continued)

After college and newly married we were living in a condo 15 floors up from the ground. I converted the storage closet we were assigned into a shop and amazingly got a lot done out of that little closet that constituted my third shop. When we bought a house, my fourth shop was built in the basement with some cast-off cabinets. That shop grew with stationary tools and many hand tools. As a tax lawyer my partners were perplexed why I would bother doing things when you could just hire things fixed and made. They didn't understand the role of a shop in a person's life. My shop allowed me to make tangible things and take apart things that needed repair (I never said they all went back together).

I am currently in my fifth shop, a purpose built 28 by 72-foot building. It even has had a YouTube video shot about it. Fame aside, it is great to have a shop. This is the place where I learned to turn, build furniture, and unwind. Never do I walk into the door without expressing gratitude for having a shop. It has been central to my life, my journey of lifelong learning, and a place to create handmade items in a world of goods that arrive in containers.

In my father-in-law's shop I found several unfinished projects that he was working on in the weeks before his death. I hope I have the privilege of having the ability to enter my shop throughout my remaining years and enjoy why we each have a shop. A place to go, to pass time, to create, get frustrated, use our hands and minds, and celebrate being one of the group of people who understand shops.

Thanks, Mark



Bulletin
Board



Here is the contact information for the company from which I have been purchasing my medallions. Gary Anderson is very helpful and seems to have an exclusive on this product. This is a photo of both sides of his business card, which includes the website and his email address. They come in multiple sizes and the minimum order is 100 and the cost last time for me was \$200. If you reach out to him please mention my name because I had told him that I would pass on the information to MWA.



Bob Meyer

At the last meeting one of our members was handing out decals of the MWA logo. I had to take one to add to my collection of favored vendor labels on my lathe. You can see the club decal at the top.

I only put decals for vendors whose equipment lets me be my woodturning best, Robust lathes, Thompson tools, and of course, Hunter Tool Systems. I put the new club logo on top because without the club I would never gotten the enjoyment of woodturning, teaching woodturning and being associated with a great group of people for almost 20 years.





I found your email on the Woodturner's website. I have elm tree trunk segments that I wonder if anyone if your organization might be interested in turning into bowls or other objects? The wood is beautiful--I've attached images.

If this is something you could advertise in your newsletter to see if anyone would like it, I'd appreciate it. The wood is freshly cut and I live in South Minneapolis.

Thank you, Julie Sohl sohlinmin@gmail.com





WOOD SEALER

At this time sealer is available at the monthly meetings and from:

Charlie Prokop, Woodbury, MN charlieprokop@gmail.com

Julie Abbott, Eden Prairie, MN, jm_abbott@hotmail.com

Bob Meyer, Lino Lake, MN, rjmbobco@comcast.net

Steve Mages, Minnetonka, smages@juno.com

Paul Laes, Cottage Grove, Woodforfun@hotmail.com



I am looking for others to sell sealer throughout the metro area.

Bring plastic jugs if you have them.

Sealer \$20.00 gallon.

We need heavy duty plastic jugs for dispensing sealer. If you have any gallon containers, we could sure use them. It would be best if you could bring your empty containers to be filled.

The club now has a chip card reader so you can pay Charlie by credit card or cash.

Anyone wanting to sell sealer can buy a quantity from me if you like or take some gallons and sell them to members and send the money to Treasurer John Hehre.

Charlie Prokop, President MWA





Please send items for the Bulletin Board to: mdrprof@gmail.com

As a group which has a common hobby but also is a group of good friends, we'd like to keep up with our friends and hear about awards, shows, family news (weddings, accomplishments of children and grandchildren), retirements, hospital stays, illnesses, book recommendations, website recommendations and anything else you would normally talk about in person at MWA or Sub-Group meetings. All of these and more are possibilities for the Bulletin Board. As we start seeing all our MWA friends face-to-face monthly, we can still reach the entire membership by the Bulletin Board.



Science Page



Japan, How Big It is in Reality?



Lathe Contact List

The MWA Newsletter is presenting a list of members who would be happy to give you pros & cons and experiences with the lathes they own or with which they have had experience.

This list is being updated every week as more members are contacting me saying they'd be happy to be listed. If you would be willing to have your name and email address listed under the type of lathe(s) you have, please contact me .

<u>LATHE</u>	<u>Member</u>	<u>Email address</u>
Bonnie Klein Mini	Bill Szydlo	szydlo.bill@gmail.com
Bonnie Klein Mini 12x18	Linda Ferber	lindajaneferber@gmail.com
Craftsman Professional	Steve Mages	smages@juno.com
Delta mid size 12"	Randall Thompson	thomp013@umn.edu
Delta mid size 12"	Dan Larson	dhjlar@comcast.net
Delta midi	Bob Meyer	rjmbobco@comcast.net
Delta midi	Joe Zwirn	joezathome@msn.com
Grizzley G 0733	Martin Young	martin.clay.young@gmail.com
Harbor Freight(Central Machinery 10x18)	Rusty Ogren	rick.Ogren@consolidated.com
Jet 1015	James Zangl	james.zangl@gmail.com
Jet 12/21	Lee Luebke	lguebke@comcast.net
Jet 14x42	Rusty Ogren	Rick.Ogren@consolidated.com
Jet 1640	Joe Zwirn	joezathome@msn.com
Jet 1642 EVS	Jenny Trice	jennytrice@aol.com
Jet 1642 1.5 hp	Greg Just	woodturner07@gmail.com
Jet JML 10/14 Mini	Neil Robinette	northsideturners41@gmail.com
Jet JWL - 1220VS	John Campbell	campbell.jn@gmail.com
Laguna 12/16	Lee Luebke	lguebke@comcast.net
Laguna 18/36	Jay Schulz	jfschulz@comcast.net
Laguna 18/36	Dan Larson	dhjlar@comcast.net
Laguna 18/36	Lee Luebke	lguebke@comcast.net
Laguna 18/36	Mike Lucido	mike.s.lucido@gmail.com
Laguna Revo 18/36 220v	John Campbell	campbell.jn@gmail.com
Laguna Revo 18/36 220v	Neil Robinette	northsideturners41@gmail.com



Lathe Contact List (cont'd)

NOVA 3000	James Zangl	james.zangl@gmail.com
Nova Comet II	Rolf Krogstad	rolf.krogstad@gmail.com
Nova Comet II	Mike Anderson	manderson4700@comcast.net
NOVA DVR 16"	Dan Larson	dhjar@comcast.net
NOVA DVR 16"	Joe Zwirn	joezathome@msn.com
NOVA DVR XP	Bill Szydlo	szydlo.bill@gmail.com
NOVA DVR XP 16"	Chuck Shreffler	cshreffler@outlook.com
Oneway 2036	Dick Zawacki	dickzawacki@gmail.com
Powermatic 2014	Steve Legvold	stevelegvold@gmail.com
Powermatic 2520B	Steve Mages	smages@juno.com
Powermatic 3520B	Todd Williams	toddwilli@comcast.net
Powermatic 3520B	Steve McLoon	s.c.mcloon@gmail.com
Powermatic 3520C	Reid zimmerman	reidazimmerman@gmail.com
Powermatic 3520C	Dan Ernst	piloto1@comcast.net
Powermatic 4224B	Dan Larson	dhjar@comcast.net
Powermatic 45	Todd Williams	toddwilli@comcast.net
Record Power Coronet Herald 14 x 20	Gary Egbert	gtegbert@yahoo.com
Robust American Beauty	Tim Dodds	tbikefast@aol.com
Robust Liberty	Jim Jacobs	woodmanmn@aol.com
Robust Liberty	Warren Gerber	xlwalleye@gmail.com
Robust Sweet 16	Linda Ferber	lindajaneferber@gmail.com
Robust Sweet 16	Bob Meyer	rjmbobco@comcast.net
Shopsmith	Martin Young	martin.clay.young@gmail.com
Shopsmith (restored)	Lee Luebke	lguebke@comcast.net
Vega 2600	Bill Szydlo	szydlo.bill@gmail.com
Vicmarc VL 300	Lee Tourtelotte	leetourtelotte@icloud.com



Member Help Line

Mike Rohrer	612-276-9556	mdrprof@gmail.com	bowls, boxes	South Mpls
Steve Miller	715 821-8726	ssmiller920@gmail.com	all types, light on segmenting	River Falls, WI
Lee Tourtelotte	612-670-1874	leetourtelotte@icloud.com	all types, beginner, advanced	South Mpls
Warren Gerber	651 403 2883	xlwalleye@gmail.com	Bowls	Mendota Heights
Jim Jacobs	651-497-1309	woodmanmn@aol.com	beginner/advanced, segmenting, skews	Hastings
Dick Zawacki	507-744-5748	dickzawacki@gmail.com	general, bowls, wood carving	Northfield
Mike Lucido	651-738-2551	mike.s.lucido@gmail.com	general woodturning	Woodbury
Bill Campbell	715-338-2634	wm.e.campbell@uwrf.edu	general woodturning	River Falls, WI
Mark Kelliher	651-636-8678	markandkathy007@comcast.net	general woodturning	Arden Hills
Todd Williams	651-274-4658	toddwilli@comcast.net	general woodturning	Lake Elmo
Bob Meyer	651-483-6187	rjmbobco@comcast.net	bowls, ornaments, sharpening, gen'l.	Lino Lakes
Dick Hicks		rbhicks@rbhicks.com	platters, spindle work, bowls	Zoom from shop
Steve Mages	952-544-5286	smages@juno.com	general woodturning	Minnetonka
Neil Robinette	763-639-1085	northsideturners1@gmail.com	sharpening, tool control, turning vs budget	Brooklyn Park
Andy Levesque	651-769-4070 TEXT	andy.m.levesque@gmail.com	resin/epoxy casting, hybrid turning, vacuum stabilizing, CNC & laser engraving	Lindstrom
Rusty Ogren	612-990-4857	richardogren@protonmail.com	resin questions, crack filling	Plymouth
Dan Ernst	651-280-7484	pilot01@comcast.com	coring, wing bowls, bowls, gen'l turning	Maplewood, St Paul
Bill Szydlo	651-206-5547	szydlo.bill@gmail.com	segmenting, sharpening, gen'l turning	Northfield, MN
James Zangl	6541-645-4696	james.zangl@gmail.com	bowls, hollow forms, vases, pens, etc	St Paul -Hamline area
Joe Zwirn	612-619-4793	joezathome@msn.com	segmenting, general woodturning	Brooklyn Center
Mark Palma	612-991-7733	marksworkshop@gmail.com	finishing & color	Lanesboro



Member Help Line

The club has organized a "Member Help Line", the purpose of which is to answer questions/give advice and help educate our membership. Even though it has been more difficult during the pandemic social distancing time to help people in home workshops, there are still ways to help each other with woodturning questions & problems. The volunteers can help via email, telephone, Zoom, personal contact using social distancing and masks if desired, and probably other ways we haven't tried yet.

Maybe you're a beginner looking for advice on what to buy.

Maybe you have questions on chucking.

Maybe you have sharpening questions.

The volunteers listed on the next page are more than happy to help. Some have listed areas in which they feel more comfortable, but all will help with your woodturning question.

We would like more members to volunteer for our Member Help Line. If you would like to be "on call" please contact Mike Rohrer at mdrprof@gmail.com with your phone #, email address, area where you live, areas you'd be willing to help with, and your name will be added to the list.

Continued on next page



Editor's Notes




This newsletter shows the increase in participation in the Instant Gallery and the growth of the Sub-Groups/Splinter Groups (even though “splinter” has a close relationship with wood, a past-president a few years ago did not like that term because he thought it meant these groups were “splintering off” from the main group”).

Lots of good things in the Bulletin Board.

If you have any suggestions for the newsletter, please contact me.

Mike Rohrer, Editor

mdrprof@gmail.com



Turning fresh wood is fun!



